

Introductory Idea

Option 1 play a short game of 'noisy statues'. The children run around the room making any noise they like; police siren, dog barking etc. But as soon as the leader lifts a hand into the air all the children must fall to the floor and be silent. Play a few rounds encouraging the children to make a different sound with each round.

Option 2 Give each child a few coins and a metal pot or baking tray. Also have a box of 'softeners' in the centre of the room e.g. tissues, toilet paper, paper, card etc. Place the pot on the floor and the child stands next to the pot with an arm stretched out over the pot. The child drops a coin into the pot – this makes quite a noise. Explain that they need to use any of the items from the box to stop the coin from making a noise when it is dropped. Give them each 2 minutes to find a solution. If you have enough pots you can allow each child to do this and rate which of them is the quietest.



Activity

For 3-7's – Photocopy pages 75 and 76 for each child.

Before the lesson cut the slider containing Peter and the angel from page 75 (you can also simply fold the excess paper back to make a more rigid slider). Cut the four slits on page 76 as indicated.


The children

- Colour the picture and the slider.
- Thread the slider through the picture, starting from the back. Start with Peter in chains. Pull the slider to the right to show Peter released from his chains.

For 7-9's – Print page 77 onto paper for each child. Use the activity sheet to reinforce the lesson.

For 9-11's – Print page 78 onto paper for each child. Use the activity sheet to reinforce the lesson.

I have explained the lesson and quiz on the parent notes link



100


20

80

-50


50

100



10

-20



60


100

200

-10

30

50



30


300



The Reigning King - Week 7
3D Models - 1
Angel



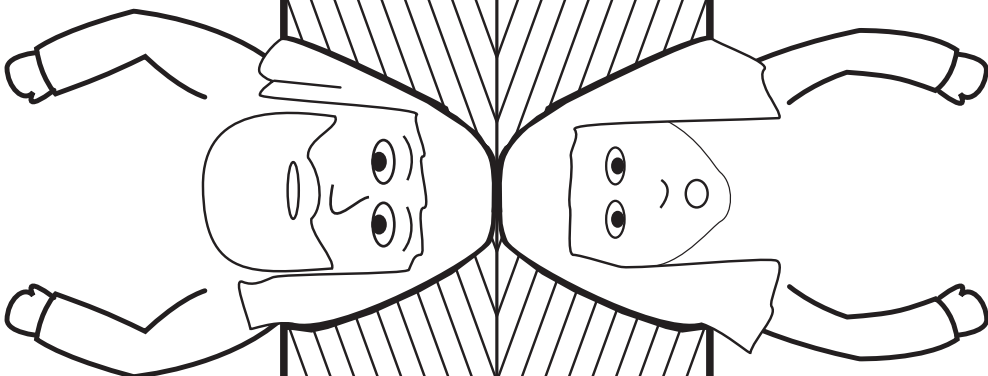
Peter's friend



Rhoda



Apostle Peter






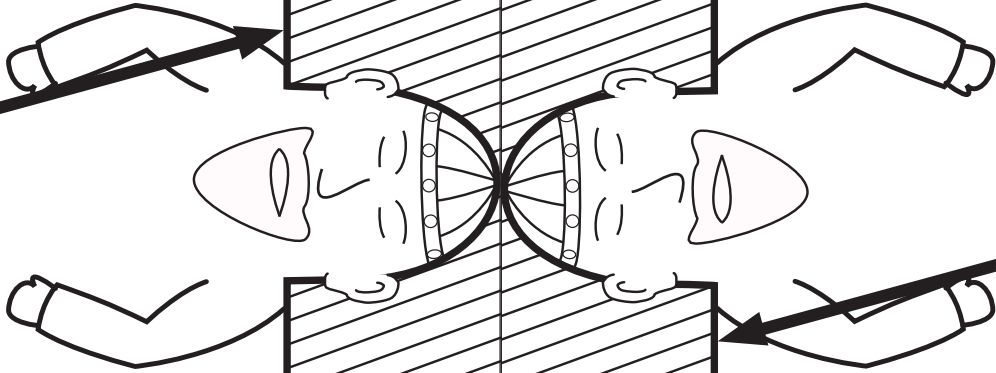
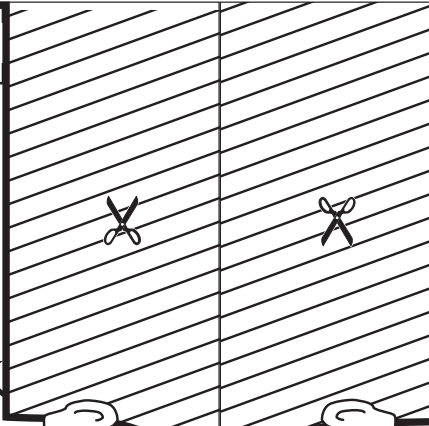
Sleeping soldier



The Reigning King - Week 7

3D Models - 2

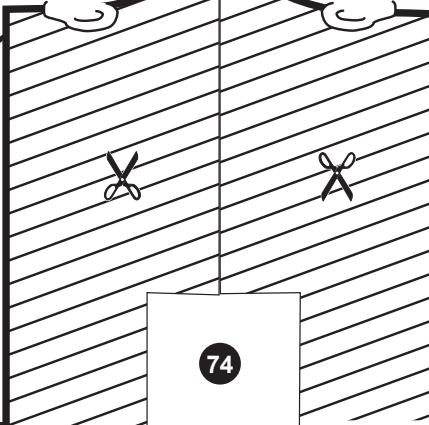
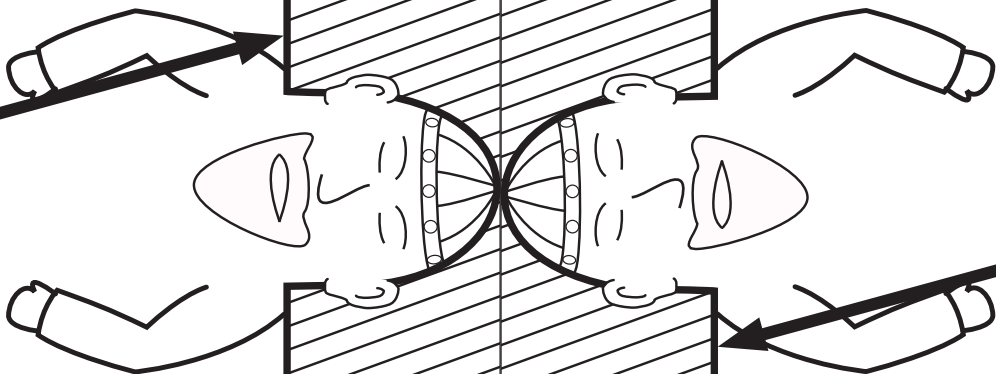

Sleeping soldier




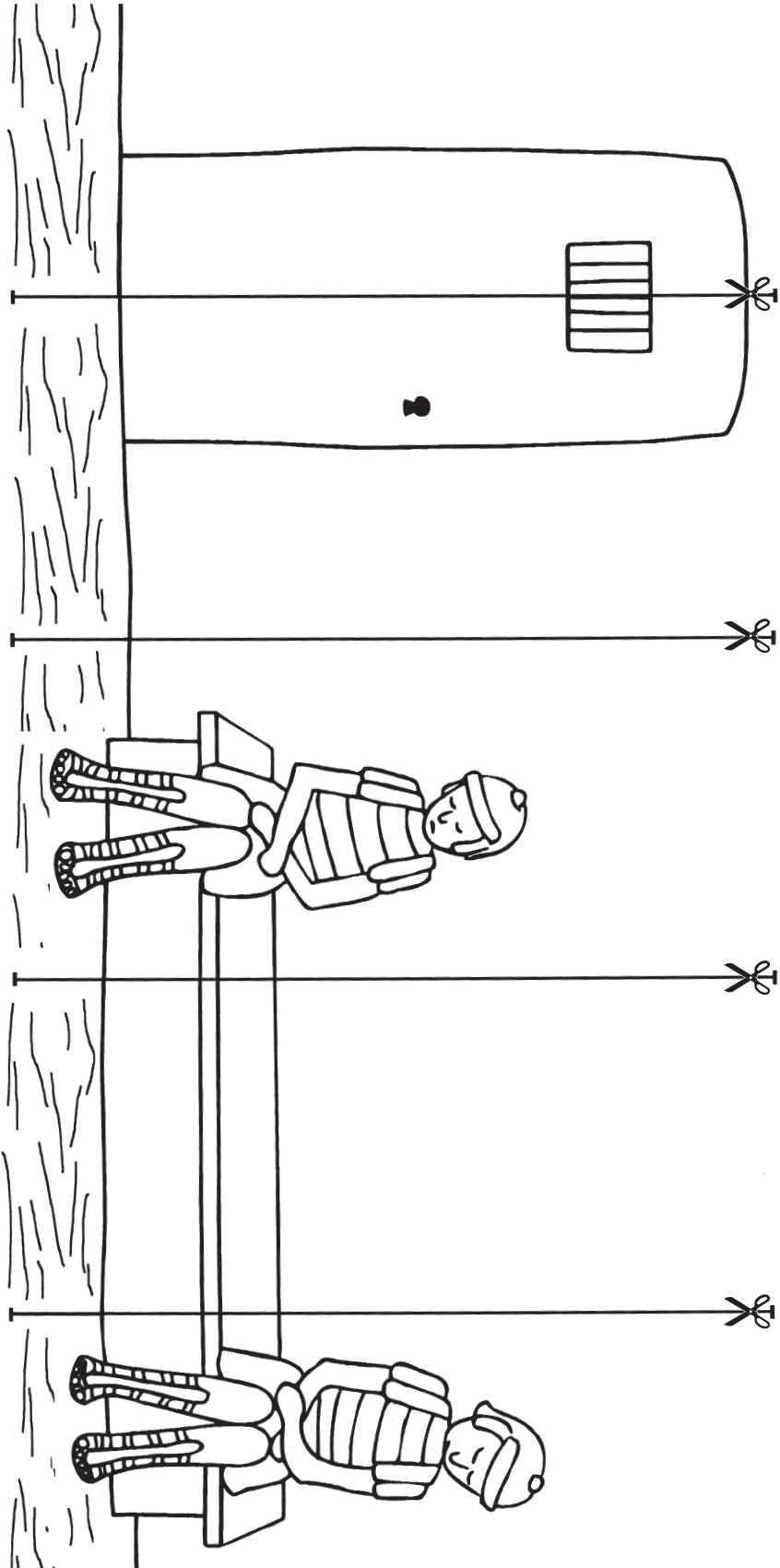
Sleeping soldier



Sleeping soldier







Herod locked Peter in prison and wanted to kill him.
But God sent an angel to rescue Peter.

Acts 12:1-19.

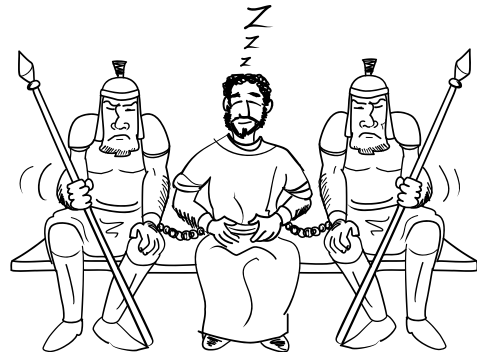
THE UNSTOPPABLE KING

The true story can be found in Acts 12:1-25.

Discover

Herod arrested Peter because:
(tick the correct box)

- Peter did something wrong.
- Herod wanted to be popular.
- Herod's boss told him to do it.



Think? Spot

What would you do if you were in prison like Peter?

What was Peter doing? (12:6) Why do you think he was not too nervous to sleep?

What were Peter's friends doing? (12:5)

This was a miraculous rescue.

How do these different people respond?

(connect the people to the correct face)



- Peter (12:9)
- Rhoda (12:14)
- Peter's other friends (12:15)
- Herod (12:18-19)



Discuss?

Herod thought he was in control.

What in this story proves he wasn't? (12:17, 23, 24)

If God is in control, what is the best thing we can do in times of trouble?